

LEGEND:


- COMMUNICATION
- IRRIGATION
- HIGH VOLTAGE
- HYDRO
- WATER
- GAS
- STORM
- SANITARY
- FIBRE OPTICS
- DUCT BANK ROUTING
- ||||| ROAD CROSSING/
CONCRETE ENCASED DUCTS
- ||||| DIRECTIONAL BORING
- POWER MANHOLE
- COMMUNICATIONS MANHOLE



361A OLD FINCH AVE.
TORONTO, ON
M1B 5K7

NO.	DESCRIPTION	DATE
1	FOR REVIEW BY PM	2015.11.24
2	FOR REVIEW BY PM	2015.12.10

NO.	REVISIONS	DATE
-----	-----------	------



SITE PLAN

APPROVED BY
NAME:

DATE:

SITE SERVICES

PROJECT #: SITE SERVICES

DRAWN BY: D.G.

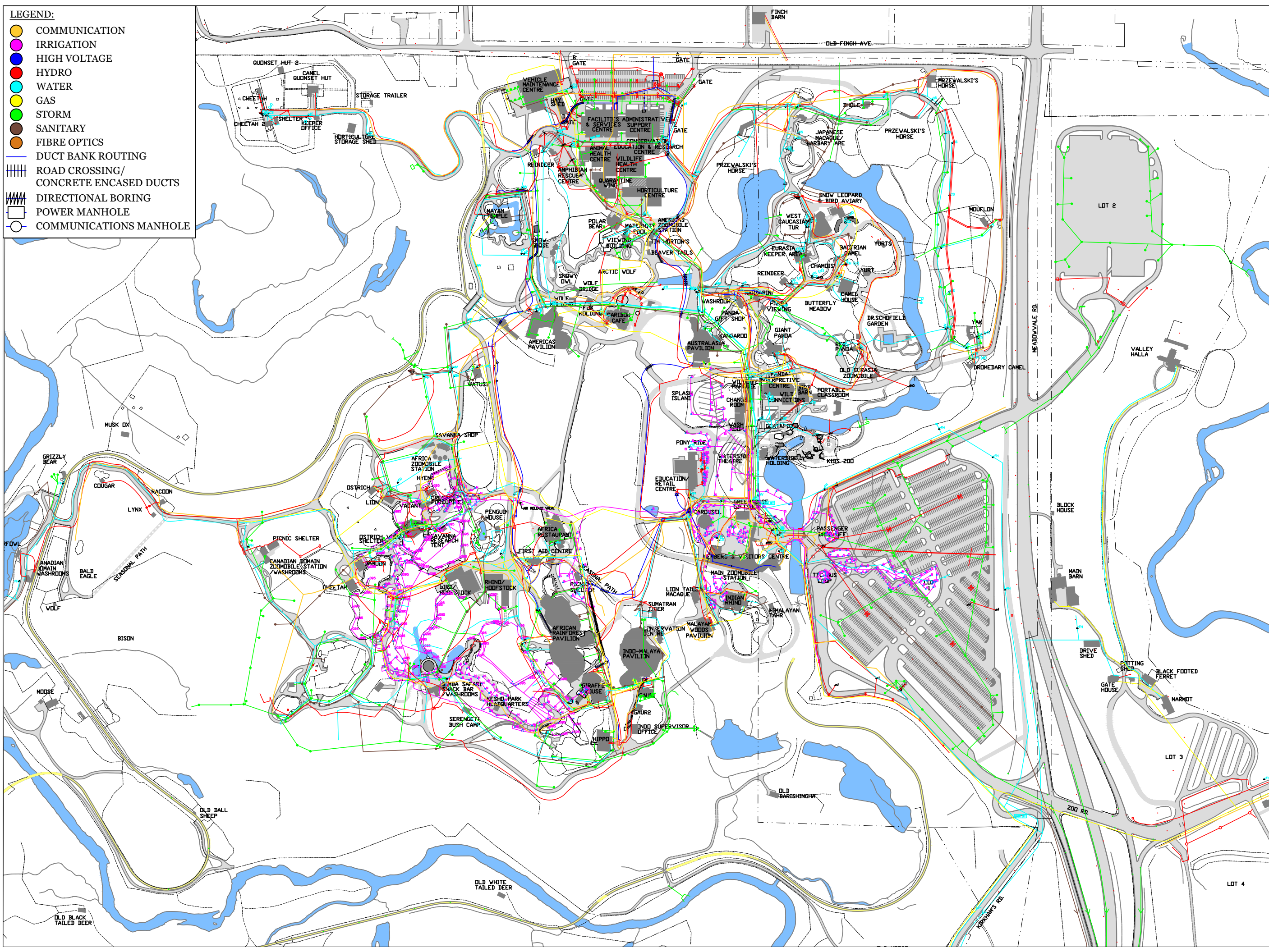
CHECKED BY: LEONA MITCHELL

DATE: 2015.12.14

SCALE: 1:5000

DRAWING #:

A3.02





361A OLD FINCH AVE.
TORONTO, ON
M1B 5K7

NO.	DESCRIPTION	DATE
1	FOR REVIEW BY PM	2015.11.24

NO.	REVISIONS	DATE
-----	-----------	------



SITE PLAN

APPROVED BY
NAME:

DATE:

HIGH VOLTAGE

PROJECT #: SITE SERVICES

DRAWN BY: D.G.

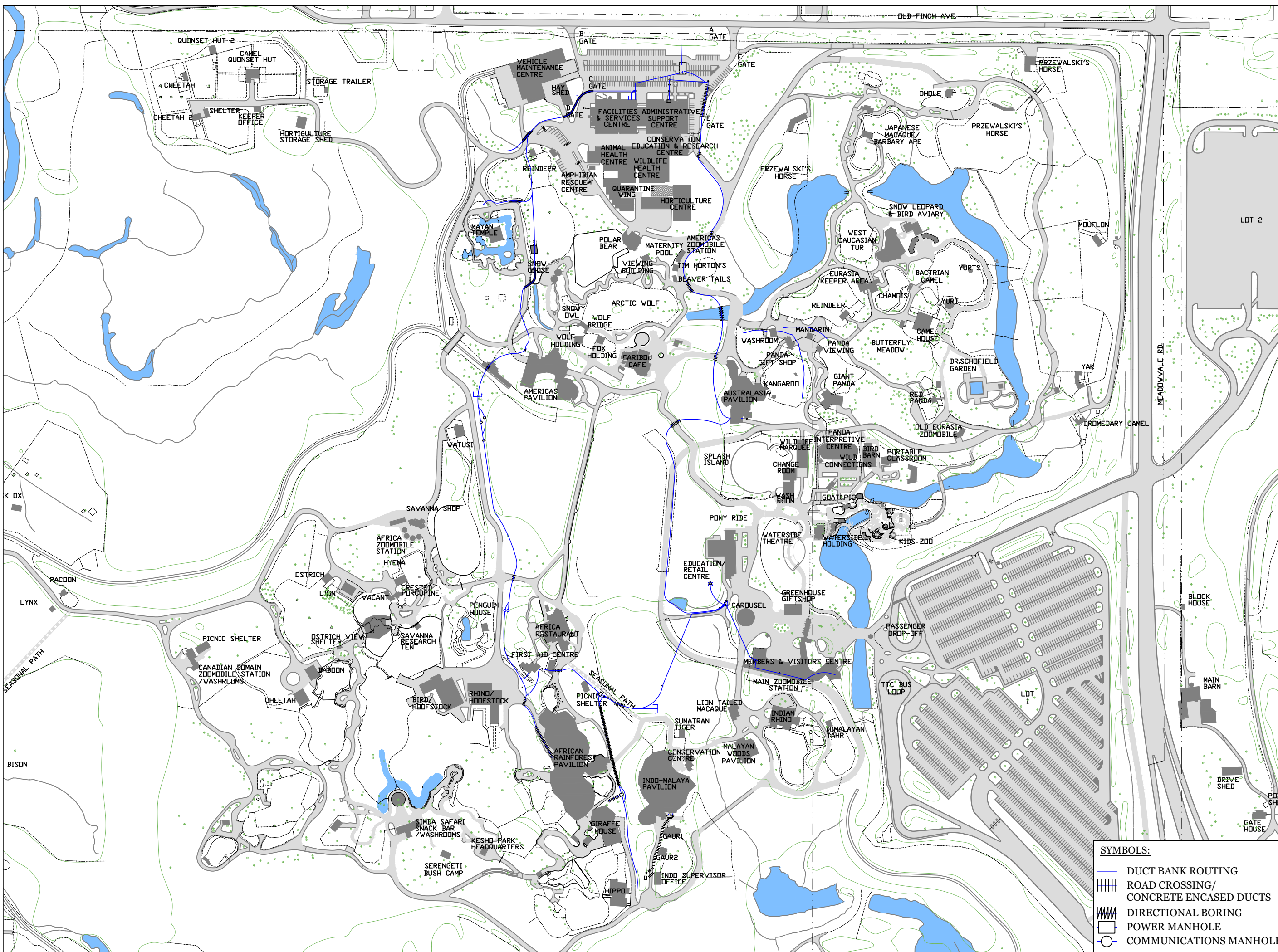
CHECKED BY: LEONA MITCHELL

DATE: 2015.12.14

SCALE: 1:4000

DRAWING #:





A3.05



SYMBOLS:

	DUCT BANK ROUTING
	ROAD CROSSING/ CONCRETE ENCASED DUCTS
	DIRECTIONAL BORING
	POWER MANHOLE
	COMMUNICATIONS MANHOLE

HYDRO LEGEND

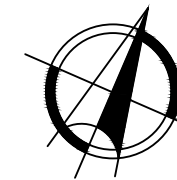
-  SINGLE LUMINAIRE (LS)
-  DOUBLE LUMINAIRE (LS)
-  FOUR LUMINAIRES (LS)
-  NO LUMINAIRE (POST ONLY)



**361A OLD FINCH AVE.
TORONTO, ON
M1B 5K7**

NO.	DESCRIPTION	DATE
1	FOR REVIEW BY PM	2015.11.24

NO.	REVISIONS	DATE
-----	-----------	------



SITE PLAN

APPROVED BY
NAME:

DATE:

 HYDRO

PROJECT #: SITE SERVICES

DRAWN BY: D.G.

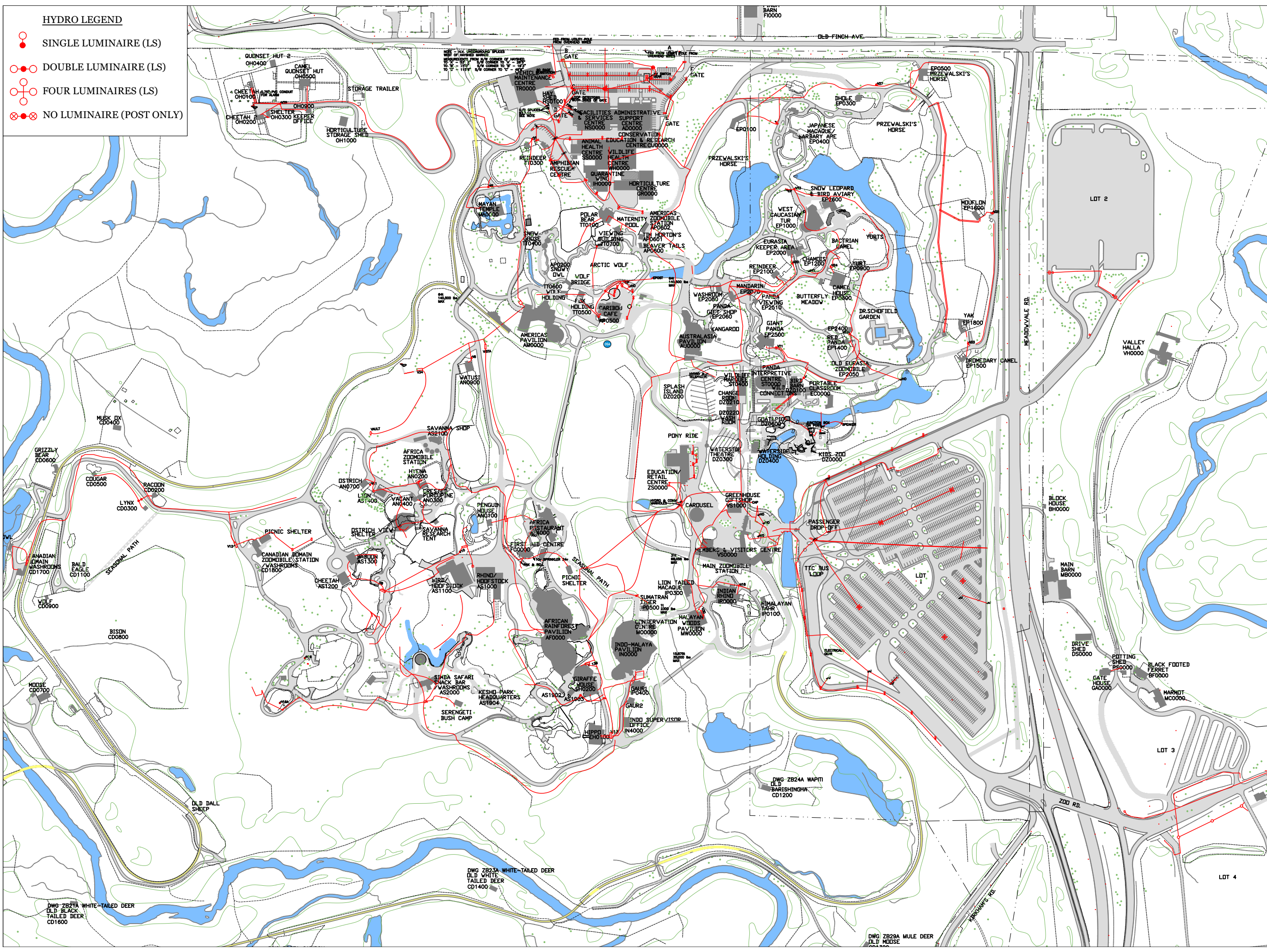
CHECKED BY: LEONA MITCHELL

DATE: 2015.12.14

SCALE: 1:5000

DRAWING #:

A3.06






361A OLD FINCH AVE.
TORONTO, ON
M1B 5K7

NO.	DESCRIPTION	DATE
1	FOR REVIEW BY PM	2015.11.24

NO.	REVISIONS	DATE
-----	-----------	------



SITE PLAN

APPROVED BY
NAME:

DATE:

 WATER

PROJECT #: SITE SERVICES

DRAWN BY: D.G.

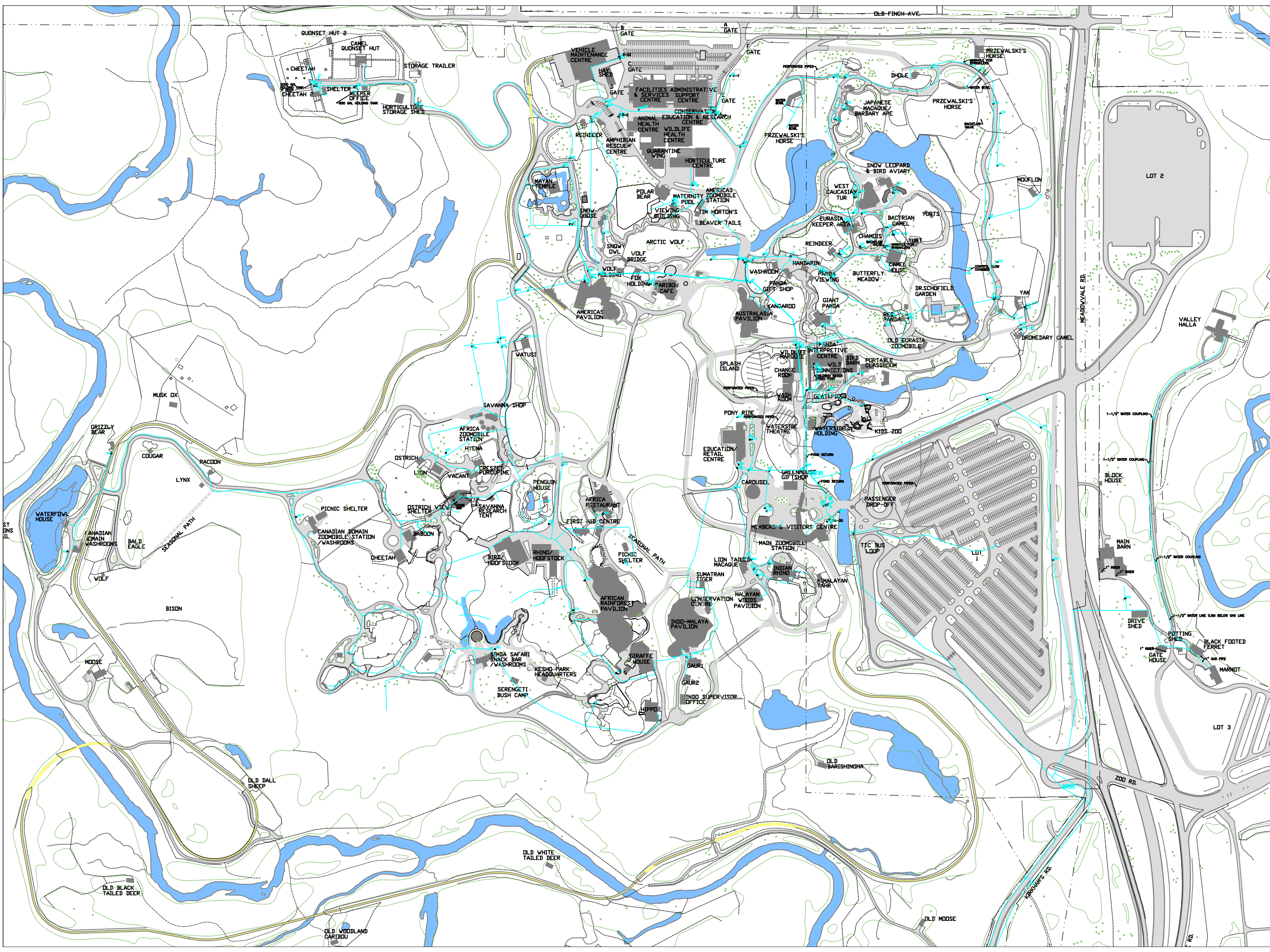
CHECKED BY: LEONA MITCHELL

DATE: 2015.12.14

SCALE: 1:5000

DRAWING #:

A3.07



NO.	DESCRIPTION	DATE
1	FOR REVIEW BY PM	2015.11.24
2	INDIAN RHINO AREA	2017.05.02

NO.	REVISIONS	DATE
-----	-----------	------



SITE PLAN

APPROVED BY
NAME:

DATE:

GAS LINES

PROJECT #: SITE SERVICES

DRAWN BY: D.G.

CHECKED BY: LEONA MITCHELL

DATE: 2015.12.14

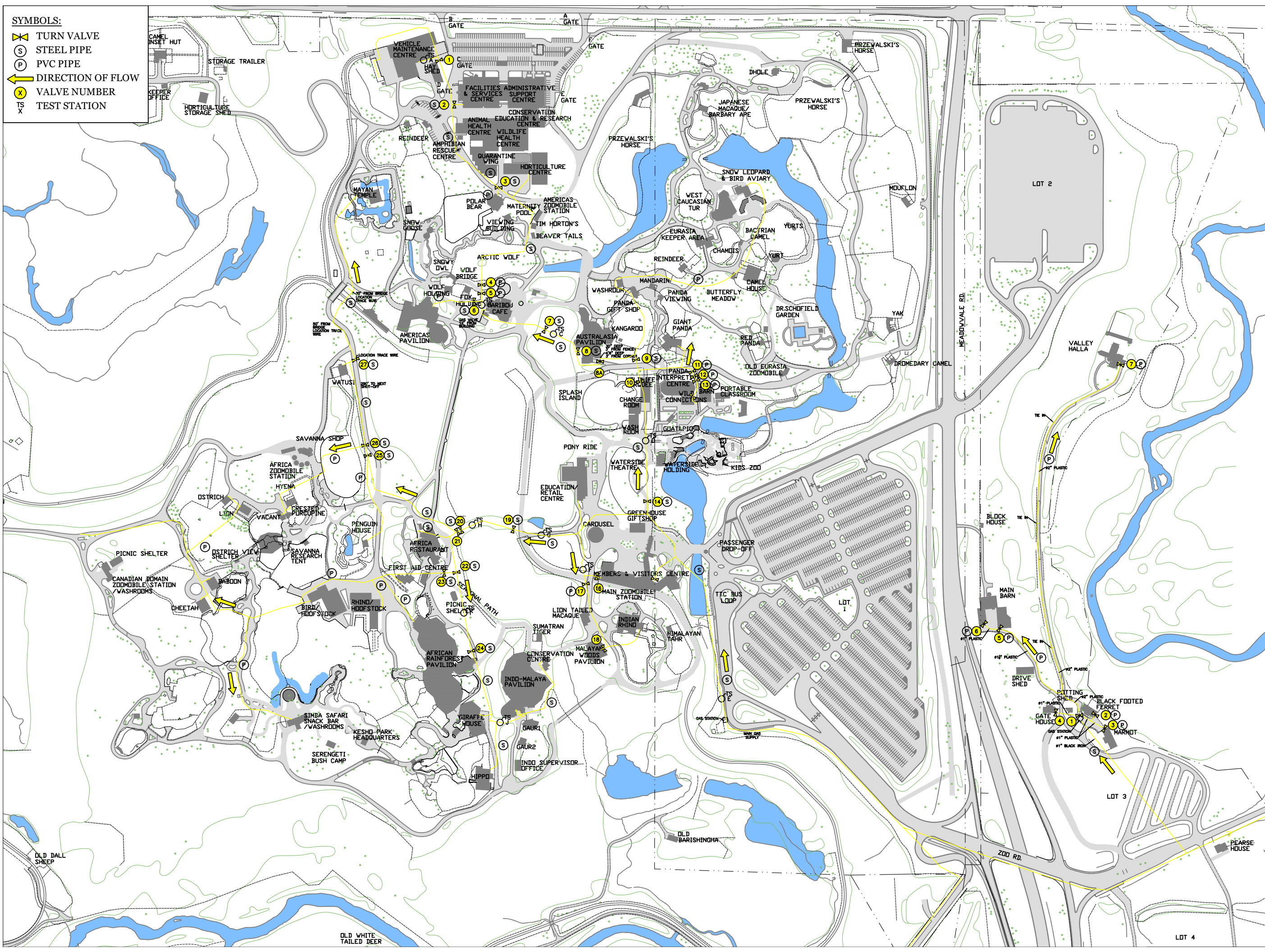
SCALE: 1:5000

DRAWING #:

A3.08


SYMBOLS:

- TURN VALVE
- STEEL PIPE
- PVC PIPE
- DIRECTION OF FLOW
- VALVE NUMBER
- TEST STATION



NO.	DESCRIPTION	DATE
1	FOR REVIEW BY PM	2015.11.24

NO.	REVISIONS	DATE
-----	-----------	------



SITE PLAN

APPROVED BY
NAME:

DATE:

 SANITARY

PROJECT #: SITE SERVICES

DRAWN BY: D.G.

CHECKED BY: LEONA MITCHELL

DATE: 2015.12.14

SCALE: 1:5000

DRAWING #:

A3.10

